

VIDEO: <https://vimeo.com/belshaw/glazer>

Belshaw's HG24EZ and HG24C glazers allow fast, uniform glazing of donuts, cinnamon rolls and other baked goods. These glazers conveniently glaze one full 23" x 23" screen at a time with minimal waste.

Glazers are movable on casters and require little space. A bottom shelf provides storage space for screens and a glaze bucket. A drain tray is included to allow donuts to drain excess glaze for as long as needed. A drain valve allows left over glaze to be poured out back into a glaze bucket. Stainless steel construction and sound design facilitate cleaning and provide a durable product that will stand up to years of everyday use.

The EZLift method employed by the HG24EZ glazer eliminates the heavy lifting associated with standard hand glazers. Rather than being carried by the operator, the glaze applicator slides along rails, and tilts down to fill up with glaze. This design provides even glaze coverage with little strain on the operator.

STANDARD FEATURES

- Glazes a 23" x 23" screen of donuts (up to 3 dozen at once)
- **HG24EZ** glaze applicator slides on rails. Operator does not lift the glaze applicator manually.
- **HG24C** glaze applicator is a clamshell opening design to control flow of glaze. Operator lifts the glaze applicator manually.
- Drain tray is standard on both models
- Drain returns unused glaze to a bucket for later use.
- Stainless steel construction throughout
- 4" heavy duty water-resistant casters (2 lockable)
- Washable in rack washer or by hose down with brush
- Certified to NSF-2



HG24EZ Donut Glazer with EZLift *Glazing screens supplied separately)



HG24C Donut Glazer *Glazing screens supplied separately



HG24EZ EZLift glaze applicator (slides on rails)



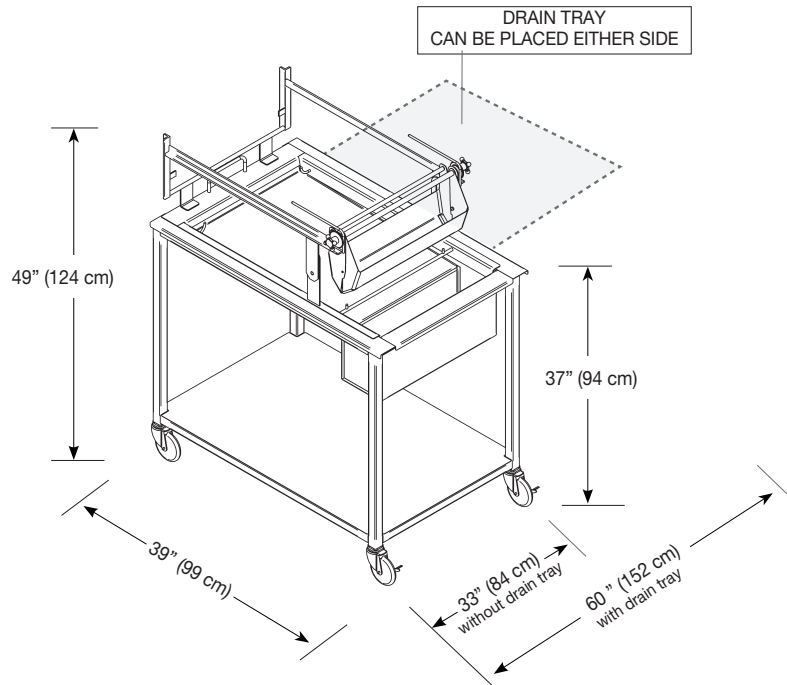
HG24C Clamshell glaze applicator (handheld)



HG24EZ EZLift operation

Serving bakeries for **95** years



DIMENSIONS & SHIPPING DATA



DIMENSIONS		HG18EZ EZLIFT	HG18C MANUAL
OVERALL DIMENSIONS 1 drain tray down	inches	33" W x 39" D x 49" H	33" W x 39" D x 37" H
	cm	84 x 99 x 124 cm	84 x 99 x 94 cm
OVERALL DIMENSIONS 2 drain tray extended	inches	60" W x 39" D x 49" H	60" W x 39" D x 37" H
	cm	152 x 99 x 124 cm	152 x 99 x 94 cm
SHIPPING DATA (Approximate, shipped in carton or pallet)	inches	48" x 40" x 42"	48" x 40" x 42"
	cm	122 x 102 x 107cm	122 x 102 x 107cm
	lbs	205 lbs	165 lbs
	kg	93 kg	75 kg
FREIGHT CLASS		150	150



GLAZING SCREENS (Purchased separately)

					APPROX. SHIPPING WEIGHT of screens (Carton of 12 screens)
		GLAZER MODEL	PART NUMBER (for GLAZING SCREENS)	SCREEN SIZE	
		HG18EZ	SL200-0004	17" x 25" (43 x 63 cm)	45 lbs (21 kg)
Sample Glazing Screen (made with high quality nickel plated steel)		FREIGHT CLASS: 70 (Screens only)			

Serving bakeries for **95** years

www.belshaw.com